

ZC-5 series

HITACHI

ZC35C / ZC50C
ZC35T / ZC50T

Reliable solutions



■ TANDEM ROLLER

Model	Operating Mass	Compaction Width
ZC35T-5	3,115kg	1,200mm
ZC50T-5	4,105kg	1,300mm

■ COMBINED ROLLER

Model	Operating Mass	Compaction Width
ZC35C-5	2,875kg	1,200mm
ZC50C-5	3,115kg	1,300mm



ZC35T



ZC50T




ZC35C



ZC50C

◆ Features ◆



① Full-Open Engine Hood

Engine Hood is designed to be opened together with the side plate for the ease of daily maintenance

③ Detachable Water Nozzle

Shape of the Nozzles for Water and Liquid has been so changed that it is easily detachable with one-touch operation for cleaning and replacement.



② Hazard Flashers as standard equipment

④ 2-stage Flip-up type Scrapers

Scrapers are fitted to the bracket, which allows two stage flip-up. Wide opening can be provided for easier cleaning, while 15mm clearance is created during transportation.



⑤ Lower Scraper (Optional)

RP

⑥ Large Foot Cover to protect toes.

⑦ Durable Impeller type Water Pump

Impeller type water pump, which is less likely to be affected by the contamination by dust or dirt, is durable. It also eliminates the necessity of non-load running for draining



⑧ Hydraulic Differential Lock system

RP

**Optional equipment for ZC35C-5 and ZC50C-5*
By stepping on the pedal, the erratic movement due to the slippage of one side of wheels can be dissolved. It also facilitates the escape from the soft ground.


⑨ In-Wheel Motor Drive System

**Only for ZC35C-5 & ZC50C-5*
Two hydraulic motor directly drive two Wheel sets. By absorbing the inner wheel difference, the dragging of the wheels or cracks on the ground can be avoided.

RP

Package of Optional Accessory mainly recommended for Rental use.

◆ Features ◆



⑩ Water Drain Port

**Only for ZC50C-5 & ZC50T-5*
The Water Drain Port is provided at the step of the machine for easier drainage.



⑪ Rear Guard Sensor (Optional)

To alert the operator and workers around the machine to the objects or people at the rear of the machine.



⑫ DC 12V Power Outlet (Optional)

RP

Available as Option to supply DC12V electricity.

⑭ Back-up Buzzer Cancellor (Optional)

RP

Back-up Buzzer can be deactivated particularly for nighttime job to reduce noise.

⑮ Super Low Mode (For ZC50C-5 & ZC50T-5)

To increase the traction at low speed. Useful when climbing the hill or at the time of loading to the vehicle.

1=Super Low 2=Low 3=High



⑬ Intermittent Sprinkler Timer (Optional)

To avoid over-cooling due to the excessive amount of water being sprayed. It also helps reduce the consumption of water.



⑮ Automatic Spray Mode

Water sprays only when machine travels. Useful to save water.

Good Visibility from the Operator's station

Front Visibility
ZC35C-5/ZC35T-5 :
1,960mm
ZC50C-5/ZC50T-5
2,200mm

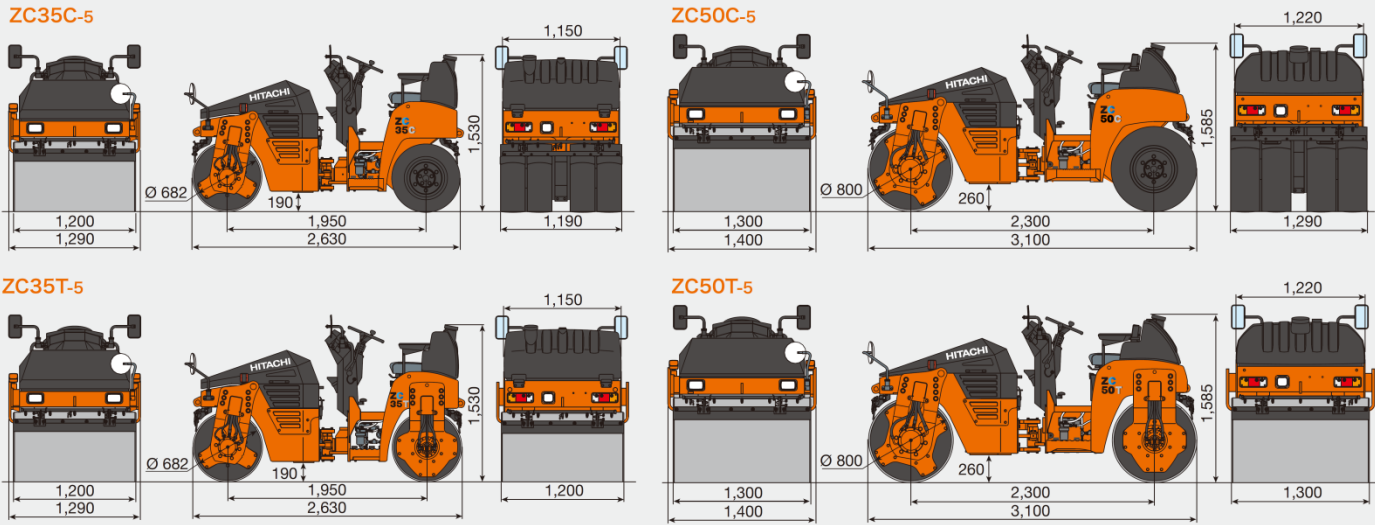


Ergonomic Steps

Easy to get access to the operator's station.



DIMENSIONS (mm)







SPECIFICATIONS

			ZC35C-5	ZC50C-5	ZC35T-5	ZC50T-5
Operating Mass	Total	kg	2,795	3,220	3,025	3,705
	Front	kg	1,560	2,020	1,560	2,020
	Rear	kg	1,235	1,585	1,465	2,060
Machine Mass	Total	kg	2,520	3,605	2,760	4,080
Static Linear Pressure	Front	N/cm (kgf/cm)	127 (12.9)	152 (15.5)	127 (12.9)	152 (15.5)
	Rear	N/cm (kgf/cm)	----	----	120 (12.2)	155 (15.8)
Dynamic Linear Pressure	Front	N/cm (kgf/cm)	299 (30.5)	341 (34.8)	299 (30.5)	341 (34.8)
	Rear	N/cm (kgf/cm)	----	----	291 (29.7)	344 (35.1)
Vibration Frequency		Hz/ (vpm)	55 (3,300)	55 (3,300)	55 (3,300)	55 (3,300)
Centrifugal Force		kN (lbf)	20.6 (2,100)	24.5 (2,500)	20.6 (2,100)	24.5 (2,500)
Travel Speed (High/Low/Super-Low)		km/h	12/9/-	12/8/5	11/9/-	11/7/5
Minimum Turning Radius		m	3.7	4.3	3.7	4.3
Climbability		% (°)	47 (25)	47 (25)	47 (25)	47 (25)
Engine Model			KUBOTA D1703-DI	KUBOTA D1703-DI	KUBOTA D1703-DI	KUBOTA D1703-DI
Total Displacement		L	1.647	1.647	1.647	1.647
Rated Output		kW/min ⁻¹ (PS/rpm)	18.2/2,200 (24.8/2,200)	18.2/2,200 (24.8/2,200)	18.2/2,200 (24.8/2,200)	18.2/2,200 (24.8/2,200)
Emission Regulation Level			Tier IV-F	Tier IV-F	Tier IV-F	Tier IV-F
Fuel Tank capacity		L	48	48	48	48
Water Sprinkler Tank Capacity		L	190	300	190	300
Liquid Tank Capacity		L	10	10	-	—

Specifications are subject to change without prior notice.




OPTIONAL ACCESSORIES

“Rental Pack” Optional package

Optional Accessories		Overview	35C	50C	35T	50T
Hydraulic Differential Locking Device (Factory Option)	 <p style="text-align: center; background-color: yellow; font-weight: bold;">Pedal</p>	Effective when machine skids, or in operation on the soft ground. Activated during and only when the pedal is stepped on.	✓	✓	—	—
Lower Scraper for drums		Flip-up type scraper for scraping the mud at the lower part of drum.	✓	✓	✓	✓
Electric Power Unit (DC12V)		For electric power supply. Note: Maximum current=10A	✓	✓	✓	✓
Back-up Buzzer Cancellor		Back-up buzzer can be deactivated by switching it to OFF position. Useful when operating in the night or in the residential area where noise should be minimized. Note: Back-up Buzzer is designed to improve the safety. Make sure not to deactivate the Back-up buzzer unless the minimization of the noise is absolutely necessary.	✓	✓	✓	✓



” ✓ “ = Available as option ” — “ = Not Available

OPTIONAL ACCESSORIES

Optional Accessories		Overview	35C	50C	35T	50T
<p>Rear Guard Sensor</p>		<p>To sense the presence of person or obstacles at the rear of the machine, and to warn to the operator and the workers around the machine.</p> <p>Sensor uses Infra-Red, which is less likely to be affected by the wind, rain, or other radio wave transmitter.</p>	✓	✓	✓	✓
<p>Anti-freezing device</p>		<p>To prevent the water from freezing by filling the anti-freeze liquid (Window washer fluid) in the Pipes for water sprinkler.</p>	✓	✓	✓	✓
<p>Intermittent Water Spray Timer</p>		<p>To avoid the excessive spraying of the water, and to save water.</p>	✓	✓	✓	✓
<p>Battery for cold climate</p>	<div style="background-color: #4f81bd; color: white; padding: 10px; width: fit-content; margin: 0 auto;">No Photo</div>	<p>To improve the ability to start the engine in the cold climate.</p>	✓	✓	✓	✓

OPTIONAL ACCESSORIES

Theft-Prevention System

Optional Accessories		Overview	35C	50C	35T	50T
Electronic Key Lock system ❌		Effective in theft-prevention. Engine will not be started without the specific key.	✓	✓	✓	✓
NS (NewStandard) Key System ❌		Effective in theft-prevention. Engine will not be started without the specific key which is associated with the machine serial number.	✓	✓	✓	✓

❌ Electronic Key System and NS Key System cannot be used in combination.

OPTIONAL ACCESSORIES

Available for all models.

【Rigid ROPS】



【Foldable ROPS】



Self-Retractable Seat Belt

Arm-rest/Hand-rail

Document Holder at the seat back



※Anti-Freezing Device & Rear Guard Sensor, as option, can be equipped with the machine with R.O.P.S.

【Important Notice about ROPS】

- ◆ R.O.P.S. is the Factory-Option, and is only available with Single seat.
- ◆ Retro-fitting to the already-delivered machine or old machine is NOT possible.
- ◆ Modification (Welding, drilling, etc.) or repair of R.O.P.S. Bar is prohibited.
- ◆ Make sure to instruct the Operator to fasten the seat belt during the operation.

Changes in Specifications

	ZC35C-5	ZC35T-5	ZC50C-5	ZC50T-5
Operating mass	2,855kg (2,795kg)	3,085kg (3,025kg)	3,665kg (3,605kg)	4,140kg (4,080kg)
Overall Length	2,630mm (2,630mm)		3,100mm (3,100mm)	
Overall Width	1,290mm (1,290mm)		1,400mm (1,400mm)	
Overall Height	2,465mm (1,530mm)		2,565mm (1,585mm)	

Numbers in () are those of the standard model.

Weight : + Approx. 60kg

Overall Height : + Approx. 1,000mm